



TransData 10ID70X SERIES Transducer

DC Voltage Transducer & Substation Battery Monitor

DESCRIPTION:

The input to output isolation makes the 10ID70X Series particularly useful as a substation battery monitor for SCADA systems. The transducer can be scaled for all common battery voltages. A typical transducer generates a 0-1mA output for a 0-125VDC input. The transducer's input terminals, which are connected to the battery, are completely isolated from the output terminals, which are connected to the SCADA RTU to prevent any dangerous ground loops between the battery and RTU.



SPECIFICATIONS:

Overload with Linearity	0 – 200% of rated input
Overload without Damage	3 times rated input for voltage input
Rated Output	0 – 1mA, 4 – 20mA
Output Load (Max)	10k Ohms (11 Volt compliance for 1mA outputs) 1500 Ohms (30 Volt compliance for 20mA outputs)
Accuracy	+0.05% Reading ±0.01%R.O. @ 25°C
Temperature Range	-20°C to +70°C
Temperature Influence	±0.005% / °C max
A.C. Component (Peak)	< 0.5% R.O.
Response Time to 99% of Final Value	< 400mS
Auxiliary Power	85 – 135VAC, 50 – 400Hz, <7 VA for 20mA models, < 5VA for other models Optional DC Power including: 9-18VDC, 18-36VDC, 36-72VDC, 45-150VDC and 100-340VDC with 85-264VAC
Calibration Adjustment	±10%
Zero Adjustment	None for 1mA outputs ±5% for 20mA outputs
Dielectric Test—between input/output/case	2000 Volts RMS
Surge Withstand Capability – between input/output/case	5000 Volts Peak
Weight	2 ¼ pounds (1.02kg)

ORDERING INFORMATION:

0 – 1mA Rated Output:

10ID70X _____ - _____
 Rated DC Voltage DC Aux. Power
 Input Option Input Option

4 – 20mA Rated Output:

10ID71X _____ - _____
 Rated DC Voltage DC Aux. Power
 Input Option Input Option

Rated DC Voltage Input Options

24 = 24 VDC 125 = 125 VDC
 30 = 30 VDC 130 = 130 VDC
 48 = 48 VDC 150 = 150 VDC
 60 = 60 VDC OTHER = Specify
 to 500 VDC

DC Aux. Power Input Options (leave blank if not applicable)

DC0918 = 9-18VDC, no VAC
 DC1836 = 18-36VDC, no VAC
 DC3672 = 36-72VDC, no VAC
 DC45150 = 45-150VDC, no VAC
 DC100340 = 100-340VDC, 85-264VAC
 Blank = 85-135VAC

Example:

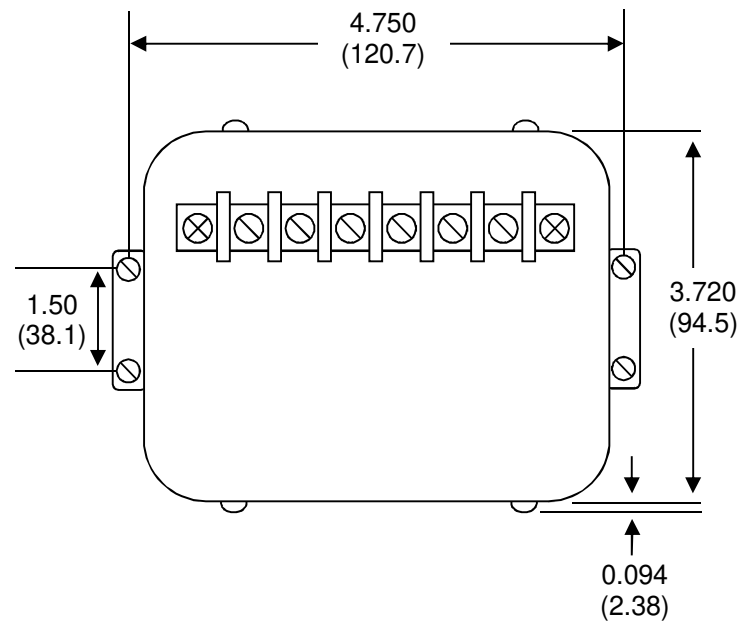
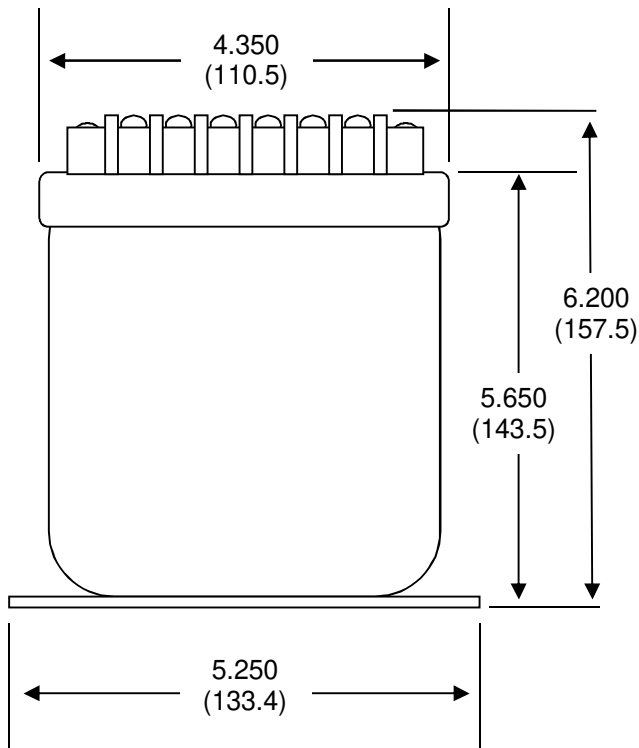
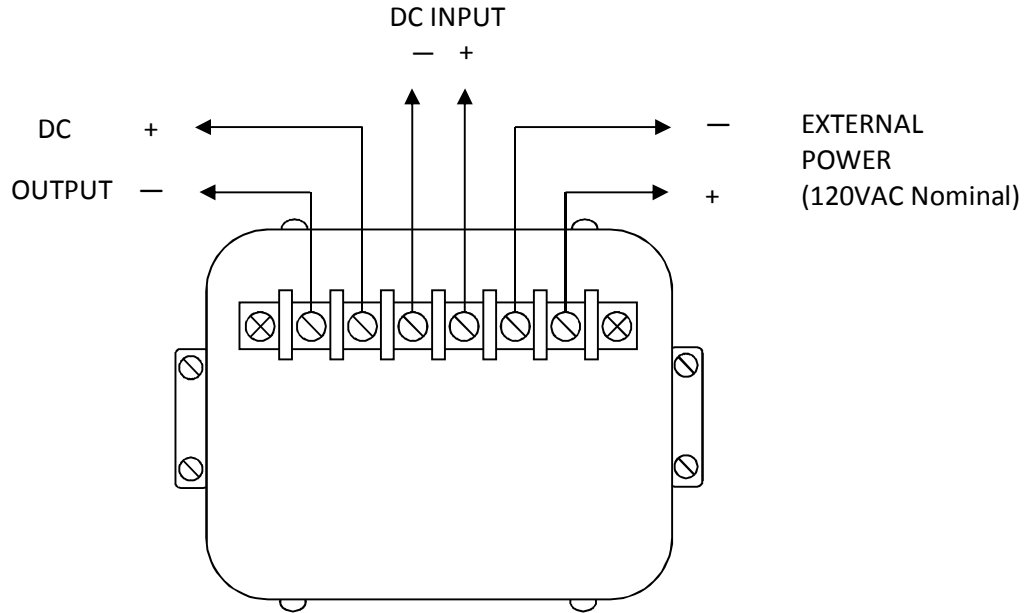
10ID70X-150-DC100340 = DC Voltage transducer with 0-1mA output for 0-150VDC battery bank measurement, including an auxiliary DC power range of 100-340VDC and auxiliary AC power range 85-264VAC.



TransData 10ID70X SERIES Transducer

DC Voltage Transducer & Substation Battery Monitor

WIRING & DIMENSIONS



NOTE: DIMENSIONS ARE IN INCHES AND (MM)

Mounting holes (4) are 3/16" in diameter. Can is steel with integral mounting flanges. Terminal screws are 8-32 binding head.



TransData 10ID70X SERIES Transducer

DC Voltage Transducer & Substation Battery Monitor

DC Voltage Transducer Selection Guide

Standard Models	Optional DC Aux Power	VAC Aux Power	0-1mA	4-20mA
24VDC Input	-----	85-135VAC	10ID70X24	10ID71X24
30VDC Input	-----	85-135VAC	10ID70X30	10ID71X30
48VDC Input	-----	85-135VAC	10ID70X48	10ID71X48
60VDC Input	-----	85-135VAC	10ID70X60	10ID71X60
60VDC Input	36-72 VDC	-----	10ID70X60DC3672	10ID71X60DC3672
125VDC Input	-----	85-135VAC	10ID70X125	10ID71X125
130VDC Input	-----	85-135VAC	10ID70X130	10ID71X130
150VDC Input	-----	85-135VAC	10ID70X150	10ID71X150
150VDC Input	100-340 VDC	85-264VAC	10ID70X150DC100340	10ID71X150DC100340
150VDC	45-150 VDC	-----	10ID70X150DC45150	10ID71X150DC45150

TransData, Inc.

2560 Tarpley Road Carrollton, Texas 75006

Tel: 972-418-7717 Fax: 972-418-7774

Email: sales@transdatainc.com